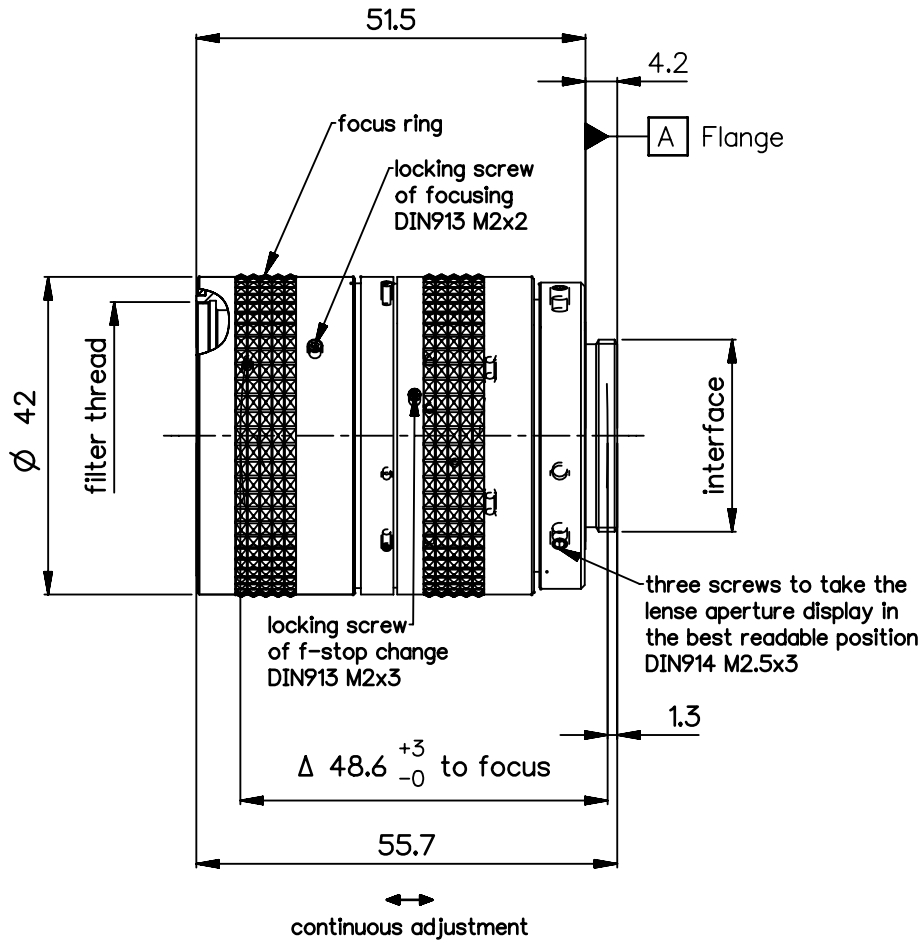
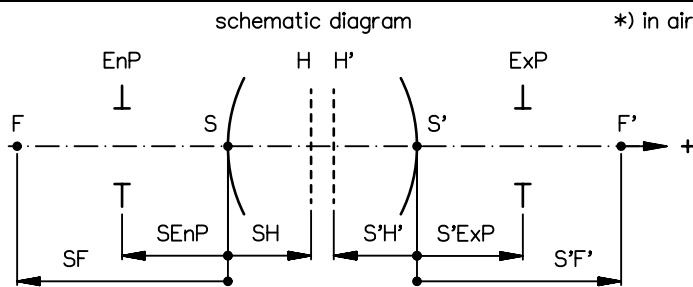


order number	lens name	spectral range λ (nm) ***
0020-004-000-40	MeVis-C 1.6/16	450-950
0020-004-000-42	MeVis-C NIR 1.6/16	850-1400



Specification		ON	5801-9031
image circle max. (mm)	11	working distance (mm)	150 ... ∞
focal length f' (mm) *	16	interface	C-mount (1-32 UN 2A)
magnification β' [range]	-0.05 [-0.1 ... 0]	filter thread	M35.5 x0.5
spectral range λ (nm)	***	weight (g)	170

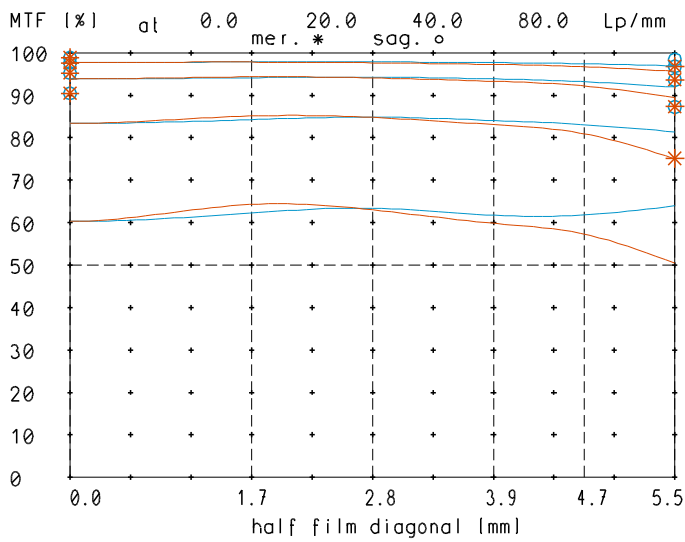


design includes CCD cover glass:		yes 1mm K7	
SF (mm)	13.4	f-stop	\varnothing EnP
S'F' (mm) *	13.8	\varnothing Exp	31.9
HH' (mm) *	17.9		26.2
SH (mm)	29.7		18.7
S'H' (mm) *	-2.4		13.1
SEnP (mm)	18.3		9.4
S'Exp (mm) *	-40.4		4.8

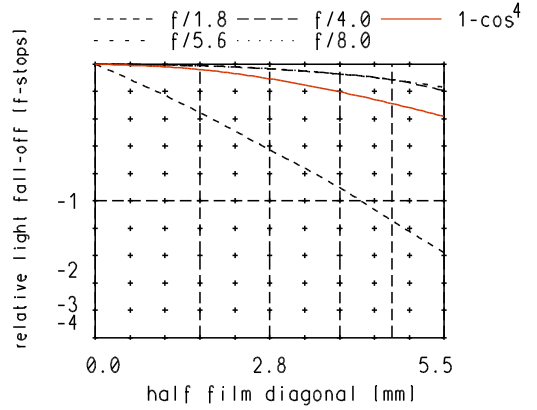
NX	EU-D	AL-T1A	US-D	US-ML	not export controlled	
	REV	ECC	DATE	APPROVED	PDM Status Freigabe	
	a	NeuAusg			-	
	b	11-358	19.07.11	Kuehne		
PROTECTIVE NOTE "DIN ISO 16016" TO BE OBSERVED	c	12-0185	09.03.12	Schuber	SCALE 1:1	
	d	14-0184	31.07.14	Schiffle	MATERIAL	
	BASIC TOLERANCING PRINCIPLE				TITLE	
					MeVis-C 1.6/16	
DIN A 4	ALL DIMENSIONS ARE IN MM AND INCLUDE SURFACE TREATMENT			FIRST ISSUE	DATE	NAME
	 			CHKD	24.01.11	Schaeffler
				DRAWING NO.		
REPLACES			SHEET 1 OF 1			

Mev is-C_16mm

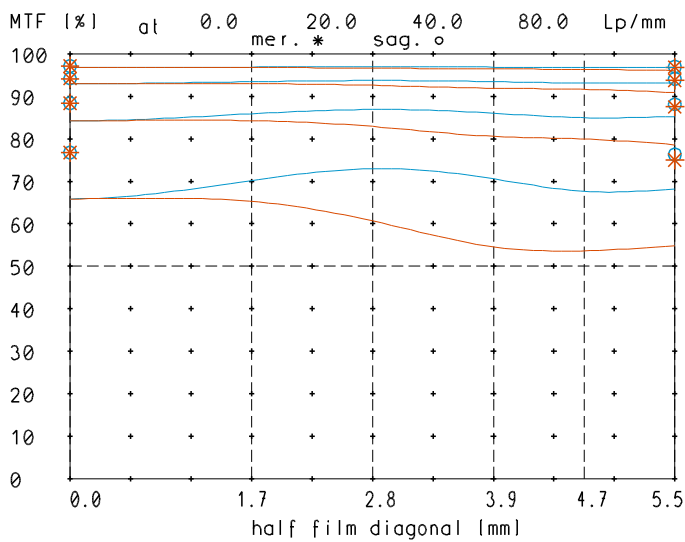
MTF at ratio -0.03 f/ 1.6



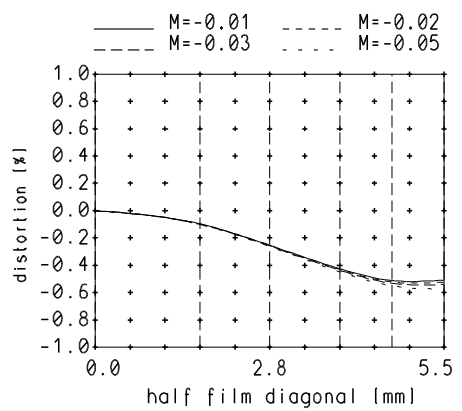
relative light fall-off at ratio -0.03



MTF at ratio -0.03 f/ 4.0

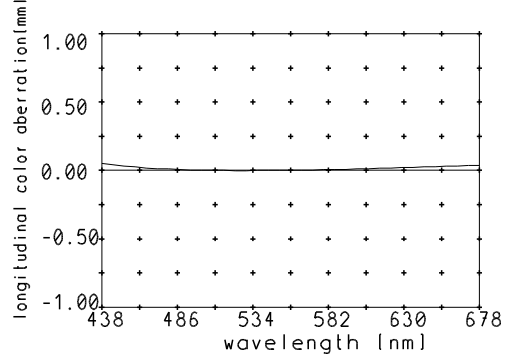


Distortion at ratio -0.01 to -0.05



— sagittal, o Diffraction limited value
 — meridional* Diffraction limited value

Longitudinal color aberration at ratio -0.03



Named frequencies (line pairs/mm) in modular transfer function (MTF) as well as diagrams of relative light fall-off, distortion and longitudinal color aberration refer to film plane.