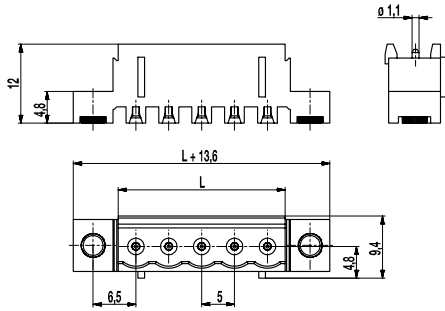



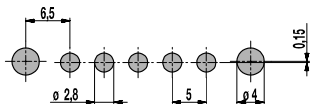
120-M-227-SMD

Pin strip for SMD

Plug-in direction vertical to PCB, with solder flanges



PCB Layout



Solder paste thickness: 0,15 - 0,2 mm

120-M-227-SMD is a pin strip with a pitch of 5 mm for surface mount technology and suitable for all plugs of the plug connector system of series of 120 and available in lengths from 2 to 22 poles.

The solder retention devices (SMT anchors) on either side of the terminal housing provide an exceptionally high retention force for the terminal block to the PCB.

The most significant benefit of this design is the protection it provides to the solder joints against stresses encountered in field-installations. The product eliminates completely CTE mismatch (Coefficient of thermal expansion) and provide total coplanarity by the position adapting pins.

For the automatic assembling process, all pin strip versions are packed Tape on Reel and are equipped with high temperature resistant pick caps, which can comfortably be removed after the soldering process.

Plug-In direction vertical to PCB and wire entrance parallel to PCB when plugged with 120-D-111, 120-D-121

Plug-In direction and wire entrance vertical to PCB when plugged with 120-A-111.

Part Numbers

No. of poles	120-M-227-SMD	Length	PU
2	27.498.104	10,00	100
5	50.494.001	25,00	100

further number of poles on request

General Information

Pitch	5 mm
No. of poles	2 - 22
Usable with	all plug connectors of series 120



Technical Data

Overvoltage Category	III	III	II
Pollution Severity Level	3	2	2
Rated Voltage	160 V	160 V	250 V
Rated Impulse Voltage	2,5 kV	2,5 kV	2,5 kV
Rated Insulation Voltage	130 V acc. to EN 60998-1		
Rated Current	12 A		
Soldering process	Reflow solder		

Material

Moulding	PA HT, grey, V-0
Comparative Tracking Index	CTI 250
Insulating Group	IIIa
Temperature Range	-40°C up to 105°C; reflow solder temperature (Peak) max. 250°C (15-30 s)
Solder pin	ø 1,1 mm (plug-in area); tin plated brass

Approvals

	Current [A]	Voltage [V]	Group	AWG	[Nm]
	15	300	B		
	10	300	D		
	15	300	B		
	10	300	D, E		

Options / Accessories

- Consecutive numbering
- Special marking according to drawing
- Self-adhesive marking strip BST-5,00 [1]
- Special packaging on request: Tape-on-Reel - Tray - Bar magazine

[1] To be fitted after reflow soldering process